



PATENT PENDING
BEACH BUTLER[®]
C A R G O L I F T S

OPERATION AND MAINTENANCE MANUAL

"Save your back, get a Beach Butler"[™]



MODEL

SERIAL

[For Owner's Use Only]

www.beachbutlercargolift.com

Congratulations on your purchase of a new Beach Butler® Cargo Lift. We appreciate your patronage. We recommend that you read this entire manual before operating this unit. Time spent becoming fully acquainted with its operation will ensure longevity and safe operation of your Cargo Lift. Beach Butler® Lifts reserves the right to make changes or add improvements to its products at any time without incurring any obligation to make such changes to products previously manufactured. Neither Beach Butler®, nor its dealers, accepts responsibility for variations, which may be evident in the actual specification of its products and the statements descriptions contained in this publication.

UniFab Inc.


Table of Contents

Get to Know Your Cargo Lift	Page 1
Lift Components	Page 2
General Safety	Page 3
Lift Operation	Page 4
Warranty	Page 5
Warranty Continued.	Page 6
Pre-Lift Warnings	Page 7
Warranty Registration	Page 8
.....	Page 9

Get to Know Your Cargo Lift


We ask that you take a few minutes to get acquainted with your new Beach Butler® Cargo Lift. Taking the time to understand how your lift functions is critical to operate your lift safely and effectively. **REMEMBER UNDER NO CIRCUMSTANCES SHOULD THIS DEVICE BE USED TO LIFT HUMANS, PETS, OR ANY OTHER LIVING CARGO.** No one under the age of 18 years of age should operate this lift. Anyone who uses this lift should read and understand the operations and safety manual. If another copy of this manual or any other documents is needed, please visit www.beachbutlercargolifts.com. There you will find these documents to be downloaded at your convenience. If at any time you have questions or need assistance please fill free to contact your nearest Beach Butler® Dealer/Installer or Beach Butler® Directly at 866-610-5438.

Beach Butler® Cargo Lifts use stainless steel aircraft cable to lift the cargo platform. The cable is the most critical component on your Beach Butler® Cargo Lift. Cable should be inspected for fray's, misalignment, or improper winding. If the cable is frayed or misaligned it could cause cable failure or premature wear.



Your lift controls and circuit breaker should be locked out at all times when the lift is not in use. It is the homeowners responsibility to make sure the unit is not being operated by unauthorized people. It is also the responsibility of the homeowner to keep all areas around the cargo lift clear of obstructions. You have a manual control and a wireless transmitter that controls the up, down, and stop functions. Never put the transmitter in your pocket or in a place that can accidentally cause it to be activated. This could result in the lift operating unexpectedly resulting in damage to your cargo, lift, structure, or persons around the lift. The cargo lift has a shut off switch at the top position, this switch should be used as a gauge to stop the cargo platform in the upper level. This switch should be inspected once a year to insure it is working properly. If the switch becomes faulty turn the main power (breaker) off and call your nearest Dealer/Installer to repair or replace the switch. **DO NOT OPERATE THE CARGO LIFT WITHOUT A FUNCTIONAL UPPER LIMIT SWITCH.** If you have any questions concerning the operation or functions of the remote control unit, please see the remote control operating manual provided or located on our website www.beachbutlercargolifts.com.

Lift Components



General Safety

- All Beach Butler® Cargo Lifts are designed to carry non-living cargo only.
- Beach Butler® Cargo Lifts should not be operated by anyone under the age of 18 years of age.
- Beach Butler® Cargo Lifts should never be operated by anyone under the use of alcohol or drugs (Beach Butler® Cargo Lifts are considered heavy equipment and should not be operated while using prescription drugs advising against the use of heavy equipment).
- Stay at least 10' away from the cargo lift while in operation or the up position.
- Make sure all children, animals, or objects are clear while cargo lift is in use or up position.
- Make sure all cargo is secure and positioned correctly before lifting or lowering.
- Never lift objects that exceed the capacity of the cargo lift.
- Inspect the cargo lift before operating. (See pre-lift check list located on the control unit.)
- Always inspect your cable for damage and improper wrapping before operating your cargo lift.
- Keep all objects and body parts away from pinch points on the cargo lift and/or around the lift.
- If your cargo lift becomes damaged or in need of repair, shut power off supplying the main control unit. Barricade around perimeter of unit alerting others that unit is damaged and should not be used.

DO NOT OPERATE UNTIL REPAIRED AND CERTIFIED OK BY BEACH BUTLER® AUTHORIZED DEALER.


- Do not operate lift without ground fault interruption device.
- Do not operate lift under a threat of lightening. Aluminum & Stainless are conductors of electricity.
- Make sure you and all other persons operating the cargo lift read and understand the operations and maintenance manual before operating.
- Power should be locked out at the control box while unit is not in use.
- Make sure the lifting gates are secure before lifting.
- Cargo lifts used incorrectly or negligently can result in serious injury or death.

To discuss or ask questions about your Beach Butler® Cargo Lift, contact your nearest authorized dealer. Do not operate your cargo lift until you have read and understand the operations manual. To download operation and maintenance manuals go to www.beachbutlercargolift.com.

Lift Operation

First, make sure you have read and understand this operation and maintenance manual before operating your lift. Take a few minutes to inspect the unit for damaged or improperly wrapped cable. The cable is the most important part of the cargo lift cable failure could cause damage to the unit, bodily injury or death. If the cable breaks the cargo cage will free fall. Check around cargo lift for obstructions and/or persons/animals that may be in harms way.

Next, turn the power on at the control unit. Open the access gates and load your cargo evenly. After the cargo is loaded, secure the load with straps or netting. Make sure you are in clear view of the cargo lift cage, while standing out of harms way. Alert everyone that you are operating the cargo lift before raising. Press the up button located on the wireless transmitter to lift the cargo. After extracting your cargo, secure the gates. Walk to the lower level and make sure that the area is clear. Alert everyone that you are operating the cargo lift before lowering. Press the down button and watch the lift as it descends. After the lift is lowered to the desired level, cut the power off to the control unit. If you have any questions concerning this process, do not operate your lift until you have contacted your nearest dealer or installer.



Beach Butler® Limited Warranty

[BEACH BUTLER® CARGO LIFTS]

UniFab, Inc. warrants only to the original purchaser only of the Beach Butler® Cargo Lift purchased for recreational use only, the following:

1. That the structural components of the Beach Butler® Cargo Lift are free from manufacturing defects or defects in craftsmanship for a period of five (5) years when purchased from UniFab, Inc. or any authorized dealer of UniFab, Inc. During this period UniFab, Inc. will provide replacement parts for the structural components of the aluminum cargo lift which exhibit manufacturing defects or defects in craftsmanship, as determined by UniFab, Inc.'s absolute and sole discretion, without charge.
2. That the gear unit components of the Beach Butler® Cargo Lift are free from manufacturing defects or defects in craftsmanship for a period of five (5) years when purchased from UniFab, Inc. or any authorized dealer of UniFab, Inc. During this period UniFab, Inc. will provide replacement parts for the gear unit components of the aluminum cargo lift, or any part or piece thereof, which exhibits a manufacturing defect or defect in craftsmanship, as determined by UniFab, Inc.'s absolute and sole discretion, without charge.
3. That the electrical components of the Beach Butler® Cargo Lift are free from manufacturing defects or defects in craftsmanship for a period of one (1) year when purchased from UniFab, Inc. or any authorized dealer of UniFab, Inc. During this period UniFab, Inc. will provide replacement parts for the electrical components of the aluminum cargo lift, or any part or piece thereof, which exhibits a manufacturing defect or defect in craftsmanship, as determined by UniFab Inc.'s absolute and sole discretion, without charge.

This limited warranty becomes effective as of the date of delivery to the original purchaser.

In order for this limited warranty to become effective, the original purchaser must, within ninety (90) days of the date of delivery, either (1) complete the warranty registration card provided with the Beach Butler® Cargo Lift and return it to UniFab, Inc. at P.O. Box 1118, Snow Hill, NC 28580, or (2) complete and submit the warranty registration information on UniFab, Inc.'s website, located at <http://www.beachbutlercargolifts.com>. Upon registration by the original purchaser, UniFab, Inc. will provide confirmation of registration in the manner selected by the original purchaser at the time of registration (i.e., U.S. Mail, facsimile, or electronic mail). REGISTRATION IS A CONDITION PRECEDENT TO UNIFAB, INC.'S OBLIGATIONS UNDER THIS LIMITED WARRANTY.

In order to make a claim under this limited warranty, the original purchaser must provide the following in writing, addressed to

**UniFab, Inc.
P.O. Box 1118
Snow Hill, NC 28580**

1. Full name and address of person making claim
2. Make and model of aluminum cargo lift
3. Date of registration of warranty
4. Date of purchase and from whom
5. A clear and specific description of the defect
6. Name, address, and telephone number of the person(s) or companies performing the installation
7. Return authorization number from Unifab, Inc. is required before parts are returned to Unifab, Inc. by original purchaser.

This limited warranty does not include labor costs associated with repairing or replacing the Beach Butler® Cargo Lift , nor does it require UniFab, Inc. to provide labor services for the repairing or replacing of the Beach Butler® Cargo Lift . This limited warranty does not extend to products, equipment and accessories not manufactured by UniFab, Inc., including without limitation, the stainless steel cables of the Beach Butler® Cargo Lift . This limited warranty is valid only when such products are used under normal conditions of recommended use. This limited warranty does not cover replacement or repair of the Beach Butler® Cargo Lift , or any part thereof damaged by acts of God, abuse, accident, misuse, neglect, alteration, repair, disaster, overloading, negligence, unauthorized use, improper installation, improper testing, improper product selection, failure to follow maintenance recommendations, failure to follow instructions or warnings, or any other cause beyond the control of UniFab, Inc. This limited warranty does not cover routine maintenance and service. Any repair work performed on the Beach Butler® Cargo Lift , or any part or piece thereof manufactured by UniFab, Inc., by any person other than an employee of UniFab, Inc., or a person authorized in writing by UniFab, Inc. to perform specified repair work, shall void this warranty. This limited warranty is not transferable or enforceable by any party other than the original purchaser. UniFab, Inc. warrants the replacement parts provided pursuant to this limited warranty to be free from manufacturing defects or defects in craftsmanship, under the same terms as set forth herein, except that the time period for the limited warranty shall, in that instance, be the greater of (i) ninety (90) days from the date the replacement part was delivered to the original purchaser, or (ii) the period of time remaining on the original limited warranty. This limited warranty is limited to Beach Butler® Cargo Lifts sold and used in the United States for residential use only.

The sole and exclusive remedy provided by this limited warranty is the providing of replacement parts for the Beach Butler® Cargo Lift, or any part or piece thereof manufactured by UniFab, Inc., as more fully set forth above.

ALL WARRANTIES IMPLIED BY LAW, INCLUDING (BUT NOT LIMITED TO) IMPLIED WARRANTIES OF MERCHANTABILITY AND FITNESS FOR A PARTICULAR PURPOSE, ARE DISCLAIMED OR, IF A DISCLAIMER IS NOT PERMITTED BY APPLICABLE STATE LAW, ARE EXPRESSLY LIMITED TO THE DURATION OF THE COVERAGE PERIOD SET FORTH ABOVE.

UNIFAB, INC. SHALL HAVE NO LIABILITY FOR ANY INDIRECT OR SPECULATIVE DAMAGES (INCLUDING, WITHOUT LIMITING THE FOREGOING, CONSEQUENTIAL, INCIDENTAL AND SPECIAL DAMAGES) ARISING FROM THE USE OF OR INABILITY TO USE THIS PRODUCT, WHETHER ARISING OUT OF CONTRACT, NEGLIGENCE, TORT, OR UNDER ANY WARRANTY, IRRESPECTIVE OF WHETHER UNIFAB, INC. HAS ADVANCE NOTICE OF THE POSSIBILITY OF ANY SUCH DAMAGES, INCLUDING, BUT NOT LIMITED TO LOSS OF USE, BUSINESS INTERRUPTIONS, AND LOSS OF PROFITS. NOTWITHSTANDING THE FOREGOING, UNIFAB, INC.'S TOTAL LIABILITY FOR ALL CLAIMS UNDER THIS LIMITED WARRANTY SHALL NOT EXCEED THE PRICE PAID BY THE ORIGINAL PURCHASER FOR THE BEACH BUTLER® CARGO LIFT. THESE LIMITATIONS ON POTENTIAL LIABILITIES WERE AN ESSENTIAL ELEMENT IN SETTING THE PRICE OF THE BEACH BUTLER® CARGO LIFT. UNIFAB, INC. NEITHER ASSUMES NOR AUTHORIZES ANYONE TO ASSUME FOR IT ANY OTHER LIABILITIES

Pre-lift Warnings

- Cable should be inspected before each use.
- All obstructions should be clear from lifting area before using the lift.
- Notify everyone that the lift is going to be in operation before operating the lift
- Always have clear site of the lift while in operation, while staying out of harms way.
- Cargo should never exceed the capacity in both volume and weight.
- All cargo should remain within the rail perimeter and height.
- Cargo should be secured before operating the lift.
- Make sure all safety gates are secured before each operation.
- Make sure the handheld transmitter is not placed in an area that it may engage the lift unknowingly.
- The Beach Butler® Cargo Lifts are designed to lift **NON-LIVING CARGO ONLY!**
- No one under the age of 18 should operate the cargo lift.
- Do not operate while under the influence of drugs or alcohol.

MAKE SURE THAT ALL PERSONS HAVE READ THE ENTIRE OPERATIONS AND MAINTENANCE MANUAL BEFORE OPERATING THIS LIFT.

Warranty Registration Card

NAME OF ORIGINAL PURCHASER _____

ADDRESS OF CARGO LIFT INSTALL _____ CITY _____ STATE _____ ZIP _____

DATE OF PURCHASE _____

DISTRIBUTOR COMPANY NAME _____

400 LB CAPACITY 1000 LB CAPACITY

CAPACITY OF CARGO LIFT (CHECK ONE) _____

SERIAL NUMBER (LOCATED ON CAPACITY LABEL) _____

I have read and understand the operations and maintenance manual received with the Beach Butler® Cargo Lift.

INITIAL

I understand this lift is designed to lift non-living cargo only and at no time should humans or animals ride or access lift.

INITIAL

I understand that the responsibility of the home owner to make sure all persons read and understand the operation and maintenance manual before operation the cargo lift

INITIAL

I understand that no one under the age of 18 years of age should operate this lift.

INITIAL

Were you satisfied with the service you received with your dealer?
Or installer?

RATE 1-10

Are you satisfied with your Beach Butler® Cargo Lift at this time?

YES NO

CIRCLE ONE


Signature _____ DATE _____

Please Remit to Beach Butler® P.O. Box 1118, Snow Hill, N.C. 28580

www.beachbutlercargolift.com



NO POSTAGE
NECESSARY
IF MAILED
IN THE
UNITED STATES



BUSINESS REPLY MAIL

FIRST-CLASS MAIL PERMIT NO. 4 SNOW HILL, NC

POSTAGE WILL BE PAID BY THE ADDRESSEE

Unifab, Inc.
P.O. Box 1118
Snow Hill, NC 28580



fold along this line to mail



BEACHBUTLER[®]
CARGO LIFTS

PATENT PENDING

Tear along perforations to detach and mail

Unifab, Inc.
P.O. Box 1118
Snow Hill, NC 28580